

# **Projected 2020 Price Loss Coverage (PLC) Payment Rates**

December 2020

# 2020 PLC Payment Rates

		A	B	C	= A – (higher of B or C)
Commodity	unit	Reference Price	Projected Marketing Year Avg. Price	Loan Rate	Projected Payment 2020 Rate
Wheat	bu.	\$5.50	\$4.70	\$3.38	<b>\$0.80</b>
Corn	bu.	\$3.70	\$4.00	\$2.20	<b>\$0.00</b>
Grain Sorghum	bu.	\$3.95	\$4.40	\$2.20	<b>\$0.00</b>
Soybeans	bu.	\$8.40	\$10.55	\$6.20	<b>\$0.00</b>

source: USDA Farm Service Agency

# 2020 PLC Payment Rates

		A	B	C	= A – (higher of B or C)
Commodity	unit	Reference Price	Projected Marketing Year Avg. Price	Loan Rate	Projected Payment 2020 Rate
Peanuts	lbs.	\$.2675	\$.2100	\$.1775	<b>\$.0575</b>
Seed Cotton	lbs.	\$.3670	\$.3339	\$.2500	<b>\$.0331</b>
Rice: Long-Grain	bu.	\$6.30	\$5.31	\$3.15	<b>\$0.99</b>
Rice: Med.-Grain	bu.	\$6.30	\$5.40	\$3.15	<b>\$0.90</b>

source: USDA Farm Service Agency



# PLC Payment History

	unit	2014	2015	2016	2017	2018	2019	2020 Projected
Wheat	bu.	\$0.00	\$0.61	\$1.61	\$0.78	\$0.34	\$0.92	<b>\$0.80</b>
Corn	bu.	\$0.00	\$0.09	\$0.34	\$0.34	\$0.09	\$0.14	<b>\$0.00</b>
Grain Sorghum	bu.	\$0.00	\$0.64	\$1.16	\$0.73	\$0.69	\$0.61	<b>\$0.00</b>
Soybeans	bu.	\$0.00	\$0.00	\$0.00	\$0.00	\$0.00	\$0.00	<b>\$0.00</b>
Peanuts	lbs	\$0.0475	\$0.0745	\$0.0705	\$0.0385	\$0.0525	\$0.0625	<b>\$0.0575</b>
Long-grain	bu.	\$0.95	\$1.31	\$1.96	\$1.13	\$1.44	\$0.90	<b>\$0.99</b>
Med.-grain	bu.	\$0.00	\$1.26	\$1.76	\$1.04	\$0.77	\$1.08	<b>\$0.90</b>
Seed cotton	lbs	-	-	-	-	\$0.0217	\$0.0612	<b>\$0.0331</b>

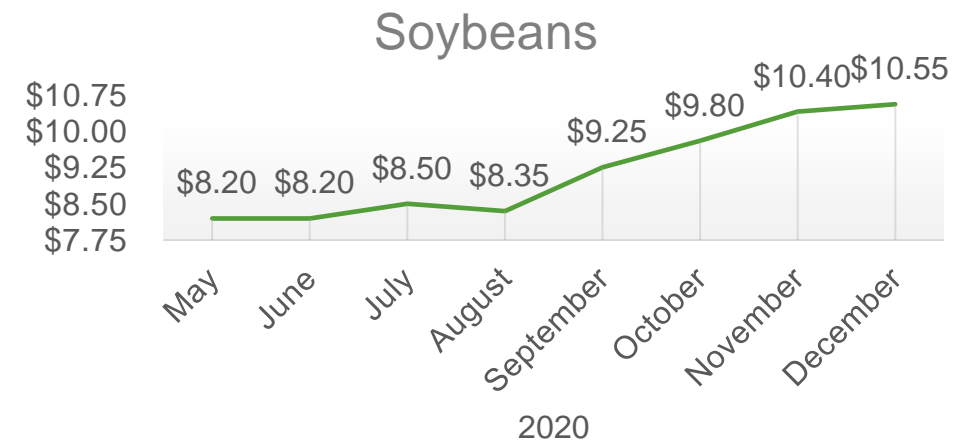
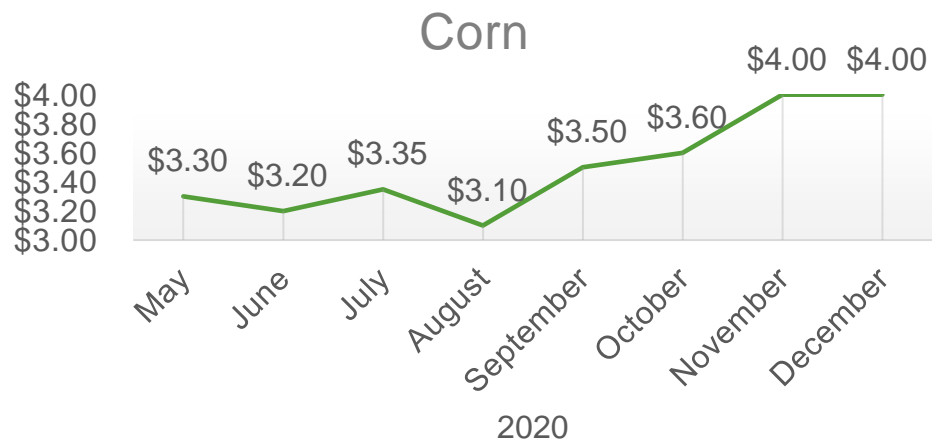
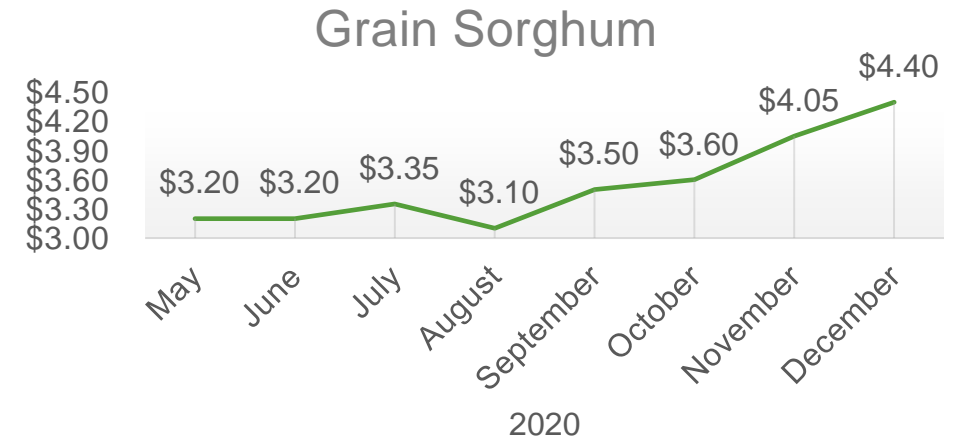
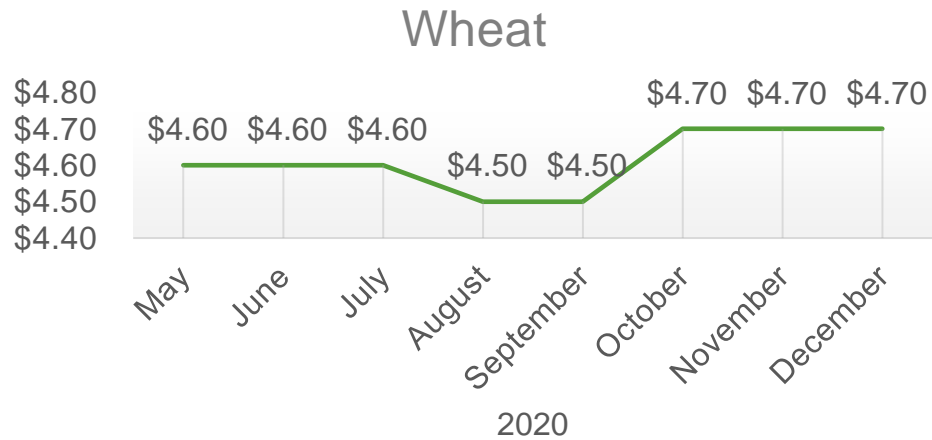
source: USDA Farm Service Agency

## Monthly change in USDA season average prices.

2020 Marketing Year			
	November	December	Change
Wheat (\$/bu.)	\$4.70	\$4.70	-
Corn (\$/bu.)	\$4.00	\$4.00	-
Sorghum (\$/bu.)	\$4.05	\$4.40	+.35
Long-Grain (\$/cwt.)	\$11.70	\$11.80	+.10
Med.-Grain (\$/cwt.)	\$11.80	\$12.00	+.20
Soybeans (\$/bu.)	\$10.40	\$10.55	+.15
Cotton (\$/lb)	\$0.64	\$0.65	+.01

source: USDA World Ag Outlook Board.

# Monthly Estimates of 2020 U.S. Average Producer Prices.



# Monthly Estimates of 2020 U.S. Average Producer Prices.

