



## Arkansas Crop Production Report

Released: November 8, 2018

### Delta Region – Arkansas Field Office

10800 Financial Centre Parkway, Suite 110, Little Rock, Arkansas 72211  
(501) 228-9926 · (855) 270-2705 FAX · [www.nass.usda.gov](http://www.nass.usda.gov)

Cooperating with the University of Arkansas – Division of Agriculture

This report contains the results from the **2018 November Ag Yield and Objective Yield Surveys**. These data are also posted on our web site at <https://www.nass.usda.gov/ar> and in a more detailed report at <https://www.nass.usda.gov>. Thanks to all who responded to these surveys, and to the cotton and soybean producers who allowed objective measurements to be taken in their fields.

**Corn Yield and Production Up from October**  
**Cotton Yield and Production Unchanged from October**  
**Rice Yield and Production Unchanged from October**  
**Soybean Yield and Production Up from October**

Arkansas **corn** for grain production is forecast at 118 million bushels, up 1 percent from the October 1 forecast and up 8 percent from 2017. Based on conditions as of November 1, yield is expected to average 181 bushels per acre, up 2 bushels from last month but down 2 bushels from last year. Producers expect to harvest 650,000 acres of corn for grain, up 55,000 acres from 2017.

**Upland cotton** production is forecast at 1.15 million bales, unchanged from the October 1 forecast but 76,000 bales above last year. Yield is expected to average 1,150 pounds per harvested acre, unchanged from last month but down 27 pounds from 2017. Harvested acreage is estimated at 480,000 acres, up 42,000 acres from 2017.

**All rice** production for the state is forecast at 107 million hundredweight, unchanged from the October 1 forecast but up 29 percent from last year's production of 82.6 million hundredweight. Based on conditions as of November 1, the all rice yield for 2018 is forecast at 7,500 pounds per acre, unchanged from last month but up 10 pounds from last year. Producers expect to harvest 1.42 million acres of rice, up 318,000 acres from 2017.

**Sorghum** for grain production in 2018 is forecast at 800,000 bushels, unchanged from the October 1 forecast but up 50 percent from a year ago. Based on November 1 conditions, yield is expected to average 80 bushels per acre, unchanged from last month but up 4 bushels from 2017. Area for grain harvest, at 10,000 acres, is up 3,000 acres from 2017.

**Soybean** production in 2018 is forecast at 163 million bushels, up 4 percent from the October 1 forecast but down 9 percent from last year. Based on November 1 conditions, yield is expected to average 50 bushels per acre, up 2 bushels from last month but down 1 bushel from last year. Area for harvest, at 3.25 million acres, is down 250,000 acres from 2017.

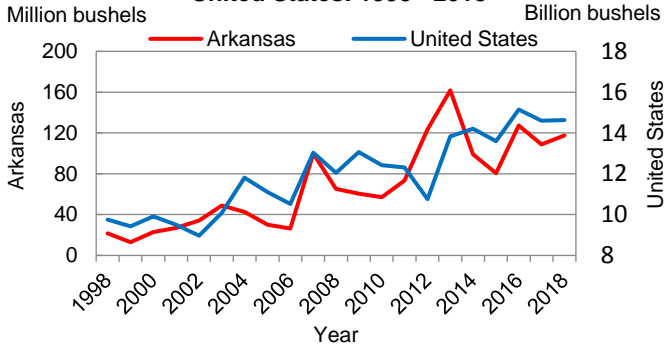
### Area Harvested, Yield, and Production - Arkansas and United States: 2017 and Forecasted November 1, 2018

| Crop                     | Unit    | Area harvested |               | Yield      |            |            | Production    |               |
|--------------------------|---------|----------------|---------------|------------|------------|------------|---------------|---------------|
|                          |         | 2017           | 2018          | 2017       | 2018       |            | 2017          | 2018          |
|                          |         |                |               |            | October 1  | November 1 |               |               |
| <b>Arkansas</b>          |         | (1,000 acres)  | (1,000 acres) | (per acre) | (per acre) | (per acre) | (1,000 units) | (1,000 units) |
| Corn, for grain .....    | bushels | 595.0          | 650.0         | 183.0      | 179.0      | 181.0      | 108,885       | 117,650       |
| Cotton, upland .....     | 1       | 438.0          | 480.0         | 1,177.0    | 1,150.0    | 1,150.0    | 1,074         | 1,150         |
| Rice, all .....          | 2       | 1,104.0        | 1,422.0       | 7,490.0    | 7,500.0    | 7,500.0    | 82,644        | 106,650       |
| Sorghum, for grain ..... | bushels | 7.0            | 10.0          | 76.0       | 80.0       | 80.0       | 532           | 800           |
| Soybeans, for beans ..   | bushels | 3,500.0        | 3,250.0       | 51.0       | 48.0       | 50.0       | 178,500       | 162,500       |
| <b>United States</b>     |         | (1,000 acres)  | (1,000 acres) | (per acre) | (per acre) | (per acre) | (1,000 units) | (1,000 units) |
| Corn, for grain .....    | bushels | 82,703.0       | 81,767.0      | 176.6      | 180.7      | 178.9      | 14,604,067    | 14,625,974    |
| Cotton, upland .....     | 1       | 10,850.0       | 10,129.0      | 895.0      | 887.0      | 836.0      | 20,223        | 17,637        |
| Peanuts .....            | pounds  | 1,775.6        | 1,345.5       | 4,007.0    | 4,167.0    | 4,066.0    | 7,115,410     | 5,471,250     |
| Rice, all .....          | 2       | 2,374.0        | 2,902.0       | 7,507.0    | 7,539.0    | 7,522.0    | 178,228       | 218,299       |
| Sorghum, for grain ..... | bushels | 5,045.0        | 5,093.0       | 72.1       | 75.0       | 71.4       | 363,832       | 363,668       |
| Soybeans, for beans ..   | bushels | 89,522.0       | 88,343.0      | 49.3       | 53.1       | 52.1       | 4,410,673     | 4,599,530     |

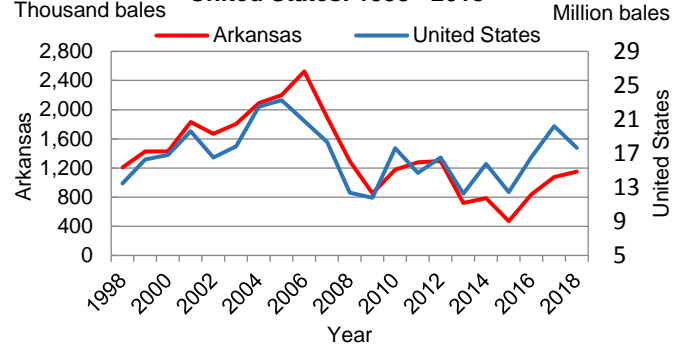
<sup>1</sup> Cotton yield in pounds per acre, production in 480 pound bales.

<sup>2</sup> Rice yield in pounds per acre, production in hundredweight (cwt).

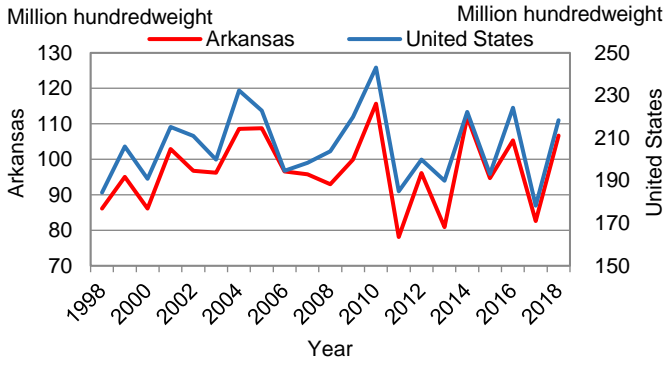
**Corn: Production - Arkansas and United States: 1998 - 2018**



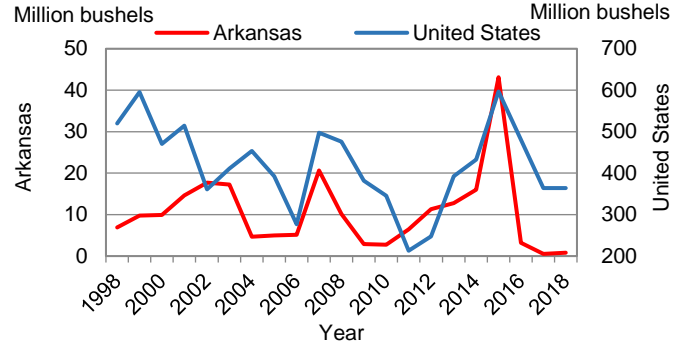
**Upland Cotton: Production - Arkansas and United States: 1998 - 2018**



**All Rice: Production - Arkansas and United States: 1998 - 2018**



**Sorghum: Production - Arkansas and United States: 1998 - 2018**



**Soybeans: Production - Arkansas and United States: 1998 - 2018**

